



SLOAN® SENSOR FAUCET

SF-2250-4-BAT-BDM-CP-1.5GPM-LAM-FCT

(General Model Name: SF2250-4-BDM CP FCT G'NECK 4" BAT 1.5GPM)

CODE NUMBER

3362148

DESCRIPTION

4" Trim Plate, Battery Power Supply, Below Deck Manual Mixing Valve, Polished Chrome Finish, 1.5 gpm, Laminar Spray, Infrared Sensor, Sloan® Battery-Powered Deck-Mounted Gooseneck Body Faucet.

DETAILS

- Flow Rate: 1.5 gpm (5.7 Lpm) (1.5GPM)
- Spray Type: Laminar (LAM)
- Sensor Type: Infrared
- Mounting Type: Single Hole
- Trim Plate: 4" (102mm) (4)
- Power Supply: Battery (BAT)
- Temperature Mixer: Below Deck Manual Mixing Valve (BDM)
- Finish: Polished Chrome (CP)
- Factory Default Timeout: 30 seconds
- Factory Default Gallons per Cycle: 0.75

FEATURES

Commercial Grade, ADA Compliant, Electronic, Sensor-Activated, Brass Gooseneck Hand Washing Faucet with the following features:

- Adjustable Infrared Sensor Range
- 36" (914 mm) Long Sensor Cable
- 24" (610 mm) Long Flex Hose
- Filtered Solenoid Valve with serviceable Strainer Filter
- Includes Four (4) AA-size Batteries
- Includes appropriate Mounting Hardware

ELECTRICAL SPECIFICATIONS

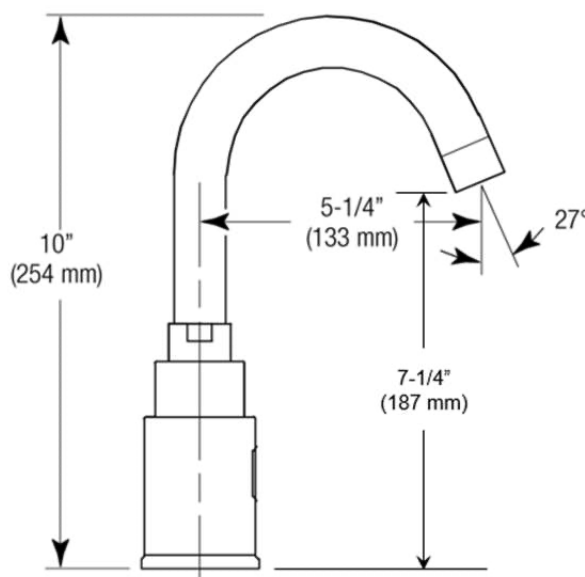
- Battery Life: 2 years 8,000 cycles/month
- Timeout Adjustment Settings: 30s

VIDEOS

- ▶ SF-2100/2150/SF-2200/2250/SF-2300/2350/SF-2400/2450 Parts Breakdown
- ▶ SF-2100/2150/SF-2200/2250/SF-2300/2350/SF-2400/2450 Module Replacement
- ▶ SF-2100/2150/SF-2200/2250/SF-2300/2350/SF-2400/2450 Battery Replacement- Sensor Range Adjustment

DOWNLOADS

- [SF Series Installation Instructions](#)
- [SF Series \(FR\) Installation Instructions](#)
- [SF Series \(SP\) Installation Instructions](#)
- [SFP 35-A Installation Instructions](#)
- [Trim Plate Guide](#)
- [SF-2100/2150 and SF-2200/SF-2250 Repair and Maintenance Guide](#)
- [Additional Downloads](#)

**COMPLIANCES & CERTIFICATIONS**

ASME



(ADA Compliant, ASME A112.18.1 Compliant, CEC Compliant, cUPC Certified, cUPC Low Lead Compliant, IAPMO, NSF-61, Proposition 65, TAS, UPC Certified, UPC Low Lead Compliant, WaterSense Listed, WELL Building Standard)

NOTES

All information contained within this document subject to change without notice.

Looking for other variations of the SF-2250 product? [View the general spec sheet with all options.](#)

Sloan 10500 Seymour Ave, Franklin Park, IL 60131

Phone: 800.982.5839 • Fax: 800.447.8329 • sloan.com

**SLOAN® SENSOR FAUCET****SF-2250-4-BAT-BDM-CP-1.5GPM-LAM-FCT**

(General Model Name: SF2250-4-BDM CP FCT G'NECK 4" BAT 1.5GPM)

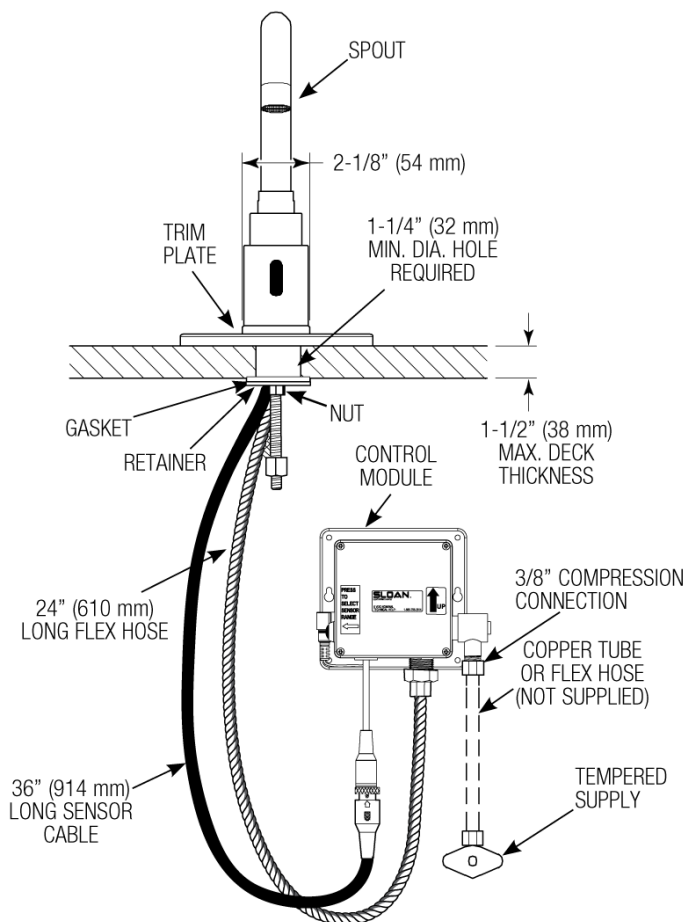
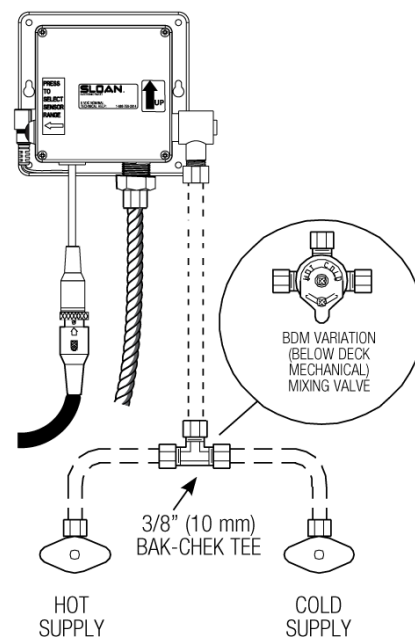
[Find a matching soap dispenser](#) for this faucet.[Find a compatible sink](#) for this faucet.**WARRANTY**[View Warranty Information](#)**Sloan 10500 Seymour Ave, Franklin Park, IL 60131**Phone: 800.982.5839 • Fax: 800.447.8329 • sloan.com



SLOAN® SENSOR FAUCET

SF-2250-4-BAT-BDM-CP-1.5GPM-LAM-FCT

(General Model Name: SF2250-4-BDM CP FCT G'NECK 4" BAT 1.5GPM)

ROUGH-IN
**HOT AND COLD WATER
SUPPLY APPLICATIONS**
 (SPECIFY IN MODEL VARIATION)


Sloan 10500 Seymour Ave, Franklin Park, IL 60131

Phone: 800.982.5839 • Fax: 800.447.8329 • sloan.com