



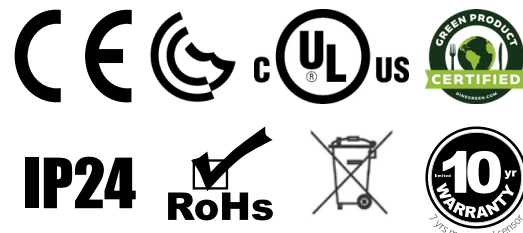
SMARTdri® Series

WORLD DRYER Intelligent High-Speed Energy Efficient Hand Dryers

SMARTdri® Series features high-speed, energy efficient, durable, hygienic hand dryers with flexible controls. A compact design is combined with an extended life motor to withstand high-demand environments. The intelligent, flexible controls allow customizing of airflow, sound quality, and heating options to fit any application.

Product Benefits

- 10 second dry time
- Energy efficient utilizing only 12% energy of traditional dryers and up to 50% less energy than competitive high-speed hand dryers.
- Intelligent on/off heating and 3-speed motor controls optimize energy efficiency and user comfort
- Extended life motor with 2-3 times longer service life than competitive high-speed dryers
- Offers two Nozzle options:
 - SMARTdri Plus - high-intensity single-port nozzle
 - SMARTdri - multi-port nozzle for user comfort
- Antimicrobial technology protects the treated surfaces on the dryer by inhibiting the growth of bacteria, mold and fungus that can cause stains, odors or deterioration
- IP24 protection against harmful water ingress
- Automatic operation



PERFORMANCE		
	SMARTdri Plus	SMARTdri
Dry Time:	10 seconds	10 seconds
Nozzle Type:	Single Port Nozzle	Multi-Port Nozzle
Air Velocity:	250 mph (22,000 LFM)	265 mph (23,320 LFM)
Air Flow:	78 CFM	100 CFM
Air Temperature: (at 70° room temperature)	140°F	110°F
Sound @ 79 in (2 m)*	68 dBA	69 dBA

* Sound measured at 79 in (2 m) in semi-anechoic chamber.

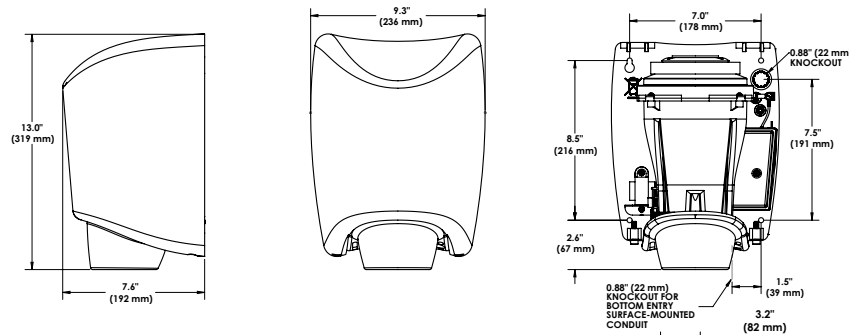
ELECTRICAL	
Voltage:	Available in 120 V and 240V models
Power:	400 - 1200 Watts
Frequency:	50 / 60 Hz
Recommended Circuit:	Dedicated 15 Amp

CONSTRUCTION	
Cover Options (Material / Finish)	Aluminum (White, Black) Stainless Steel (Brushed and Polished Finish)
Motor	Thermally-protected universal type, through-flow discharge vacuum type, 1.07 HP, 23,400 RPM
Heating Element	Nichrome wire construction, 400 watts, with auto-reset thermal-protector, so power is disconnected if the air is not flowing
Electronic Controls	Dedicated voltage (120 and 240 V)
Activation	Automatic touch-free infrared activation with a 30-second vandal-resistant lockout feature
Enclosure Security	Cover attached with tamper-resistant screws; security wrench included.
Electrical Connection Access	Access for wall mounted junction box and for bottom-entry surface mounted conduit
10 Year Limited Warranty	Warranted by the manufacturer to be free from defects in material workmanship for a period of ten (10) years from the date of purchase. Models sold outside North America warranted for (5) years. See warranty statement for limitations and exclusions.

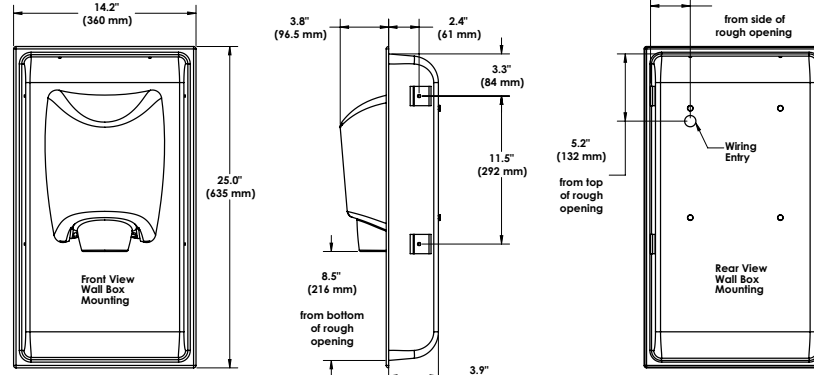
WORLD DRYER CORP. 340 County Line Road Bensenville, IL 60106 800-323-0701

www.worlddryer.com

Surface Mounted



Recess Mounted



Rough Opening

13-7/16"
x
24-1/16"

Placement Instruction

- Hand dryers should be spaced at least 2 feet apart, near but not over the washbasin
- In congested areas, dryers should be located to create a flow from wash basin to dryer to exit
- SMARTdri Series should be mounted at least 18" above or away from reflective surfaces, which may interfere with the automatic sensor operation.
- Dryer Quantity Recommendation:
 - Average Traffic: 1 dryer per 2 wash basins
 - Heavy Traffic: 1 dryer per wash basin
 - Industrial 54" Circular wash fountains: 4 dryers per sink

- Recommended mounting heights from floor to dryer bottom edge

Men's washrooms	46" (117 cm)
Women's washrooms	44" (112 cm)
Children's washrooms, ages 4-7	32" (81 cm)
Children's washrooms, ages 7-10	36" (91 cm)
Children's washrooms, ages 10-13	40" (102 cm)
Children's washrooms, ages 13-17	44" (112 cm)
Handicap Mounting Height	37" (94 cm)

Installation Guide

- SMARTdri Series hand dryers require a dedicated circuit and must be properly grounded.
- GFI circuit protection is recommended.
- One side of dryer should be mounted to a stud

SmartDri Plus Hand Dryer

Cover Finish / Kit	Activation	Mounting	110-120V	208-240V	220-240V CE (Europe)	Unit Size (HxWxD) inch/mm	Shipping Size (HxWxD) inch/mm	Shipping Weight
Polished S/S	Automatic	Surface	K-972P2	K4-972P2	K48-972P2	12.5" x 9.3" x 7.6" 319 mm x 236 mm x 192 mm	14.7" x 11.4" x 10.8" 375 mm x 290 mm x 275 mm	14.4 lbs / 6.5 kgs
Brushed S/S	Automatic	Surface	K-973P2	K4-973P2	K48-973P2	12.5" x 9.3" x 7.6" 319 mm x 236 mm x 192 mm	14.7" x 11.4" x 10.8" 375 mm x 290 mm x 275 mm	14.4 lbs / 6.5 kgs
Aluminum White	Automatic	Surface	K-974P2	K4-974P2	K48-974P2	12.5" x 9.3" x 7.6" 319 mm x 236 mm x 192 mm	14.7" x 11.4" x 10.8" 375 mm x 290 mm x 275 mm	13.2 lbs / 6 kgs
Aluminum Black	Automatic	Surface	K-162P2	K4-162P2	K48-162P2	12.5" x 9.3" x 7.6" 319 mm x 236 mm x 192 mm	14.7" x 11.4" x 10.8" 375 mm x 290 mm x 275 mm	13.2 lbs / 6 kgs

SmartDri Hand Dryer

Cover Finish / Kit	Activation	Mounting	110-120V	208-240V	220-240V CE (Europe)	Unit Size (HxWxD) inch/mm	Shipping Size (HxWxD) inch/mm	Shipping Weight
Polished S/S	Automatic	Surface	K-972A2	-	K48-972CE2	12.5" x 9.3" x 7.6" 319 mm x 236 mm x 192 mm	14.7" x 11.4" x 10.8" 375 mm x 290 mm x 275 mm	14.4 lbs / 6.5 kgs
Brushed S/S	Automatic	Surface	K-973A2	K4-973A2	K48-973CE2	12.5" x 9.3" x 7.6" 319 mm x 236 mm x 192 mm	14.7" x 11.4" x 10.8" 375 mm x 290 mm x 275 mm	14.4 lbs / 6.5 kgs
Aluminum White	Automatic	Surface	K-974A2	K4-974A2	K48-974CE2	12.5" x 9.3" x 7.6" 319 mm x 236 mm x 192 mm	14.7" x 11.4" x 10.8" 375 mm x 290 mm x 275 mm	13.2 lbs / 6 kgs
Aluminum Black	Automatic	Surface	K-162A2	K4-162A2	K48-162CE2	12.5" x 9.3" x 7.6" 319 mm x 236 mm x 192 mm	14.7" x 11.4" x 10.8" 375 mm x 290 mm x 275 mm	13.2 lbs / 6 kgs

WORLD DRYER CORP. 340 County Line Road Bensenville, IL 60106 800-323-0701

www.worlddryer.com

Rev. C Date: 09/22/20

C.N. No. 143034

Prod. LDwn. No. SS SMARTdri

Page 2 of 2