



SLOAN® SENSOR FAUCET
SF-2350-BAT-TEE-CP-0.5GPM-MLM-FCT
 (General Model Name: SF2350-CP FCT PED BATTERY W/CHECK)

CODE NUMBER

3362119

DESCRIPTION

Battery Power Supply, Back-Check Tee, Polished Chrome Finish, 0.5 gpm, Multi-Laminar Spray, Infrared Sensor, Sloan® Battery-Powered Deck-Mounted Mid Integrated Base Body Faucet.

DETAILS

- Flow Rate: 0.5 gpm (1.9 Lpm) (0.5GPM)
- Spray Type: Multi-Laminar (MLM)
- Spout Type: Pedestal
- Sensor Type: Infrared
- Mounting Type: 4" Centerset
- Power Supply: Battery (BAT)
- Temperature Mixer: Back-Check Tee (TEE)
- Finish: Polished Chrome (CP)
- Factory Default Timeout: 30 seconds
- Factory Default Gallons per Cycle: 0.25

FEATURES

Commercial Grade, ADA Compliant, Electronic, Sensor-Activated, Brass 4 Centerset Hand Washing Faucet with the following features:

- Splash-proof Circuit Control Module
- Adjustable Infrared Sensor Range
- 36" (914 mm) Long Sensor Cable
- 24" (610 mm) Long Flex Hose
- Filtered Solenoid Valve with serviceable Strainer Filter
- Includes Four (4) AA-size Batteries
- Includes appropriate Mounting Hardware

ELECTRICAL SPECIFICATIONS

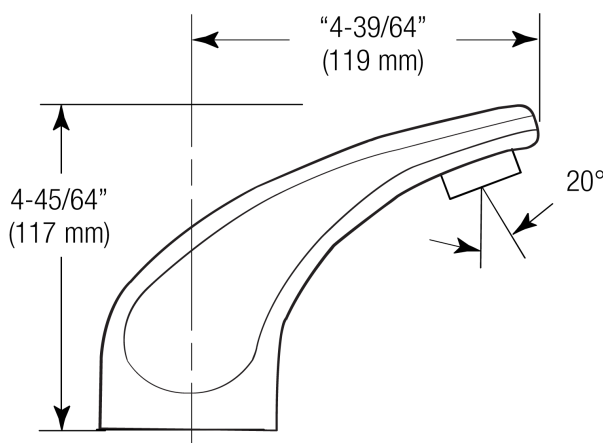
- Battery Life: 2 years 8,000 cycles/month
- Timeout Adjustment Settings: 30s

VIDEOS

- ▶ SF-2100/2150/SF-2200/2250/SF-2300/2350/SF-2400/2450 Parts Breakdown
- ▶ SF-2100/2150/SF-2200/2250/SF-2300/2350/SF-2400/2450 Module Replacement
- ▶ SF-2100/2150/SF-2200/2250/SF-2300/2350/SF-2400/2450 Battery Replacement- Sensor Range Adjustment

DOWNLOADS

- [SF Series Installation Instructions](#)
- [SF Series \(FR\) Installation Instructions](#)
- [SF Series \(SP\) Installation Instructions](#)
- [SFP 35-A Installation Instructions](#)
- [Trim Plate Guide](#)
- [SF-2300/2350 Repair and Maintenance Guide](#)
- [Additional Downloads](#)



COMPLIANCES & CERTIFICATIONS



(ADA Compliant, ASME A112.18.1 Compliant, CalGreen Compliant, CEC Compliant, cUPC Certified, cUPC Low Lead Compliant, GPC 0.25 or less, IAPMO, NSF-61, NYC604.4, Proposition 65, TAS, UPC Certified, UPC Low Lead Compliant, WaterSense Listed, WELL Building Standard)

NOTES

All information contained within this document subject to change without notice.

Looking for other variations of the SF-2350 product? [View the general spec sheet with all options.](#)

[Find a matching soap dispenser](#) for this faucet.

[Find a compatible sink](#) for this faucet.

Sloan 10500 Seymour Ave, Franklin Park, IL 60131

Phone: 800.982.5839 • Fax: 800.447.8329 • sloan.com



SLOAN® SENSOR FAUCET
SF-2350-BAT-TEE-CP-0.5GPM-MLM-FCT
(General Model Name: SF2350-CP FCT PED BATTERY W/CHECK)

WARRANTY

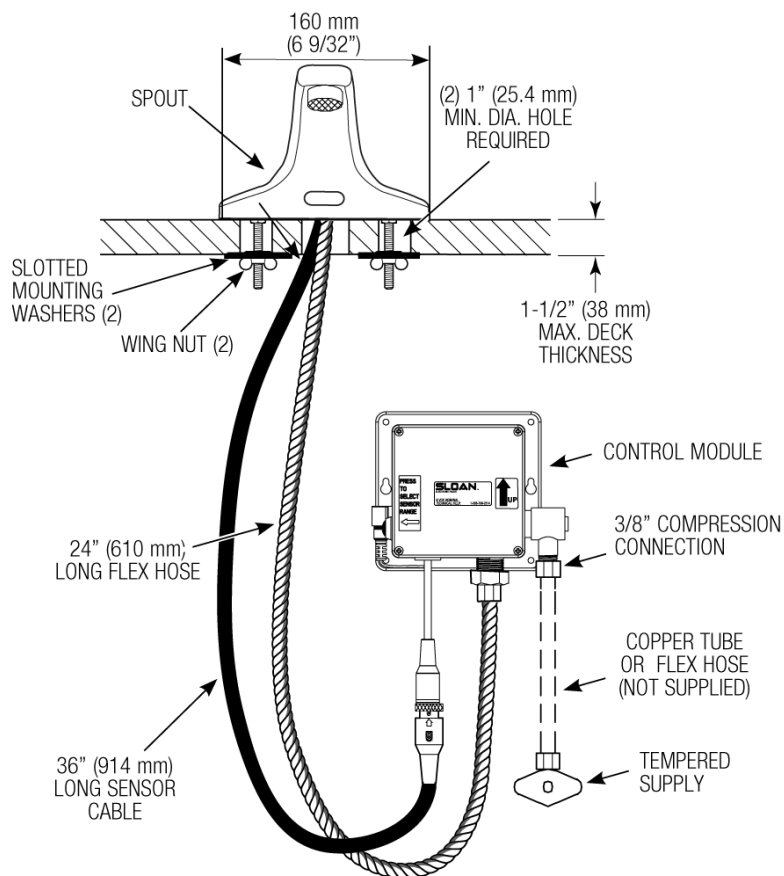
[View Warranty Information](#)

Sloan 10500 Seymour Ave, Franklin Park, IL 60131
Phone: 800.982.5839 • Fax: 800.447.8329 • sloan.com

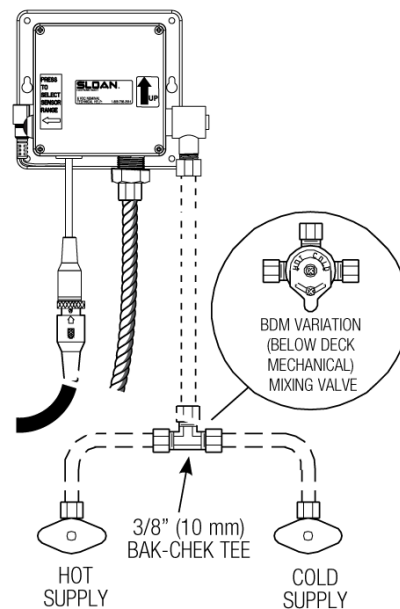


SLOAN® SENSOR FAUCET
SF-2350-BAT-TEE-CP-0.5GPM-MLM-FCT
(General Model Name: SF2350-CP FCT PED BATTERY W/CHECK)

ROUGH-IN



**HOT AND COLD WATER
SUPPLY APPLICATIONS**
(SPECIFY IN MODEL VARIATION)



Sloan 10500 Seymour Ave, Franklin Park, IL 60131
Phone: 800.982.5839 • Fax: 800.447.8329 • sloan.com