

M09A-UL-ION / M09AB-UL-ION / M09ACS-UL-ION

General Description

- High-speed hand dryer with HEPA filter media and ionizer Ion Hygienic, recommended for very high traffic areas.
- HEPA filter media filters the solid particles in suspension (pollen, dust mites, tobacco smoke, etc.)
- Ionizer cleans and purifies the air
- California Air Resources Board (CARB) Certified Air Cleaning Device
- Maximum robustness and vandal-proof.
- Air concentrator nozzle which helps to channel better the airflow on the hands
- ADA-Compliant with recessed kit
- Green Spec approved & offering LEED Credits.



Please mark the selected item



code
M09A-UL-ION
material
steel
finish
white epoxy

Components & Materials

- **M09A-UL-ION:** 1/16" (1.5 mm) thick one-piece steel cover; white epoxy finish
- **M09AB-UL-ION:** 1/16" (1.5 mm) thick one-piece steel cover; black epoxy finish
- **M09ACS-UL-ION:** 1/16" (1.5 mm) thick one-piece stainless steel cover; satin finish
Cover fixed to the base with 2 vandal-proof lock screws and lock with special key wrench.

- **BASE PLATE:** Fire retardant UL 94V0 plastic base, with four Ø 7/32" (6 mm) holes for wall mounting. Includes silent-blocks to damp mechanical vibrations.
- **ADJUSTABLE MOTOR:** High pressure universal brush, fully adjustable (19,000-28,000 rpm) potentiometer, Class A.
- **HEATING ELEMENT:** 250 Watts waved wire Ni-Cr heating that incorporates a self-resettable thermal cut-off at 180°F.
- **ADJUSTABLE SENSOR:** Electronic infrared detection sensor with fully adjustable (2"-8") potentiometer. Includes polycarbonate viewing windows.
- Automatic disconnection system after 60 seconds of continuous use.
- **HEPA FILTER MEDIA:** Which filters the solid particles in suspension (pollen, dust mites, tobacco smoke, etc.) significantly improving air quality.
- **IONIZER:** Cleans and purifies the air through negative ions (anions), removing microscopic particles from the air and make it healthier.



code
M09AB-UL-ION
material
steel
finish
black epoxy



code
M09ACS-UL-ION
material
stainless steel
AISI 304
finish
satin

Technical Specifications

Voltage - 100-120V; 208V; 220-240V	Total power – 350-1,300 W
Frequency - 50/ 60 Hz	Motor Power – 350-1,050 W
Insulation - Grounding required (Class I)	Heating element: 250 W
Dimensions - 13"H x 8 3/8"W x 6 11/16"D	Consumption
	5.6-10 A (120 V) 7.5 - 11A (230 V)
Weight - 11.24 Lbs.	r.p.m. - 19,000-28,000 rpm
Effective airflow - 72.54 CFM	Air temperature – (at 4" distance/ T amb. 70 °F) 106 °F
Max air velocity - 300 mph / 18.000 LFM	Drying time - 10 – 15 sec
Protection level - IP23	Noise level (at 79") - 67 – 74 dBA
Mounting -	
Surface-mounted: not ADA compliant	
Recessed (with recessed kit): ADA compliant	

Operation

Place the hands under the air outflow valve. The dryer will start automatically, and go on with no interruption as long as the hands are kept in the detection range of the sensor. The appliance will stop 2 seconds after the hands are removed from the airflow.



Saniflow Corp reserves the right to make changes and/or modifications to the products and their specifications without warning or notice.

For further info please contact SANIFLOW on: Toll free: 1-877-222-9125 or visit our website at www.saniflowcorp.com

Tel: +1 (305) 424 2433 Fax: +1 (305) 424 2435 · sales@saniflowcorp.com

Installation

Verify all rough-in dimensions prior to installation. Hand dryers require a dedicated circuit and must be properly grounded. A GFCI (Ground fault circuit interrupter) is recommended. One side of dryer shall be mounted to a stud.

Certificates & Qualifications

Unit shall be UL and CSA approved, according to UL 499, CSA C22.2 standards, CARB-Certified Air Cleaning Device and GreenSpec approved.

N° dryers to be fitted

- In toilet areas with a normal frequency of use and only one wash-basin: 1 dryer.
- In toilet areas with a normal frequency of use and more than one wash-basin: 1 dryer for each 2-3 wash-basins.
- In toilet areas with multiple wash basins: 4 wash basins: 2 dryers; 1 row of 6 wash basins: 2-3 dryers; 1 row of 8 wash basins: 3 dryers.

Ideal location

Between the wash-basin and exit. It is not recommended to install dryer between wash-basins, next to urinals, lavatories and showers. If installing automatic dryers over marble surface or ledge, the minimum distance from the dryer to the ledge must be 15-3/4". It is recommended that hand dryers be distributed throughout the washroom area to avoid overcrowding.

Guide specification

Surface-mounted hand dryer shall have a one-piece steel cover with white epoxy finish (M09A-UL-ION), steel cover with black finish (M09AB-UL-ION), or stainless steel cover with satin finish (M09ACS-UL-ION). Hand dryer shall include a fire resistant UL V0 plastic base, fully adjustable (2" to 8") infrared sensor potentiometer and fully adjustable (19,000 - 28,000 RPM) universal brush motor. Dryer shall operate at 67-74 dBA while delivering 68-108 CFM of air at 106 °F and 203 mph as maximum air velocity (Max - 18,000 LFM) during user controlled drying cycle. Dryer shall have a total power of 350-1,300 W with a consumption of 6.4 to 10 A. Hand dryer shall assembly an HEPA filter media which filters the solid particles in suspension (pollen, dust mites, tobacco smoke, etc.) significantly improving air quality and an ionizer (Ion Hygienic Technology) which cleans and purifies the air through negative ions (anions) removing microscopic particles from the air and make it healthier.

Unit shall be UL and CSA approved, according to UL 499, 13th Edition, CSA C22.2 standards, CARB-Certified Air Cleaning Device and Green Spec approved

Overall dimensions:

13"H x 8 3/8"W x 6 11/16"D (330 mm x 213 mm x 170 mm)

Weight: 11.24 Lbs. (5.1 Kg)

Recommended heights from floor

	Male	Female	Child	Disabled
x To top of machine	59" / 150 cm	57-1/8" / 145 cm	49-1/4" / 125 cm	51-1/8" / 130 cm
y To mounting brackets	57-1/2" / 146 cm	55-1/2" / 141 cm	47-5/8" / 121 cm	49-5/8" / 126 cm
z To sensor top	46-1/8" / 117 cm	44-1/8" / 112 cm	36-1/4" / 92 cm	38-1/4" / 97 cm

Job:

Model number:

Variations:

Architect / Engineer:

Contractor:

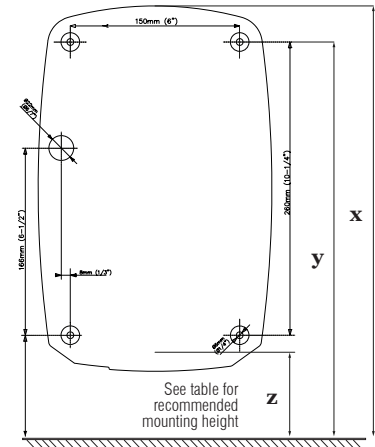
Customer / Wholesaler:

City / State / Country:

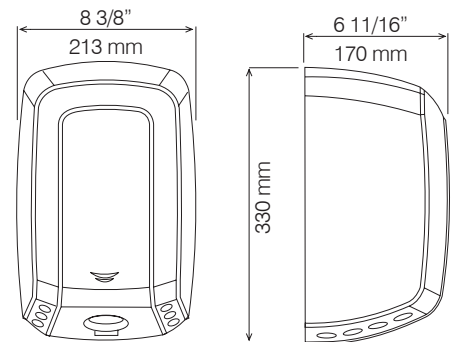
Date:

Quantity:

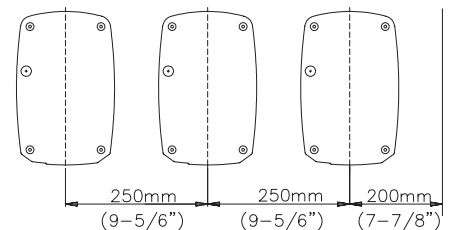
MOUNTING



M09A-UL-ION/ M09AB-UL-ION / M09ACS-UL-ION



Serial mounting



Saniflow Corp reserves the right to make changes and/or modifications to the products and their specifications without warning or notice.

For further info please contact SANIFLOW on: Toll free: 1-877-222-9125 or visit our website at www.saniflowcorp.com

Tel: +1 (305) 424 2433 Fax: +1 (305) 424 2435 · sales@saniflowcorp.com