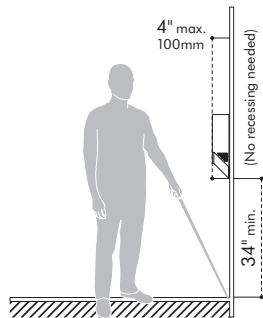


Mobility access within washroom facilities

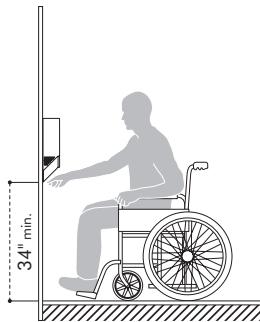
Because the Airblade V hand dryer is primarily installed in a restroom setting, it must comply with at least two primary accessibility requirements. The first is that the unit be placed on an accessible route but not protrude into any required accessible clear area of other items, such as a door, sink, toilet, urinal or fixed waste receptacle. The second is the mounting height relating to reach range and space requirements to use the unit itself. State or local codes may require more stringent accessibility standards when facilities are newly constructed or altered. An accessible restroom is comprised of an accessible entrance, accessible turning space, and at least one type of accessible dispenser and fixture of each type. The Airblade V hand dryer would be considered a wall mounted unit similar to a towel dispenser. A base height of 34" AFF would provide a more usable height for children and adults and still would be in the compliant range of accessible use.



Clearance for wall-mounted protruding objects:

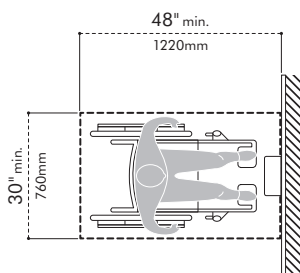
Airblade V is less than 4 inches protruding from the wall.

Traditional hand dryers that protrude beyond the 4" are allowed to be of an unlimited distance by ADAAG as long as they are mounted at 27" above finished floor (AFF) or lower so that they overlap the cane detection range. Objects mounted with their leading edges at or below 27" (685 mm) AFF may protrude any amount; however, protruding objects should not reduce the clear width of an accessible route or maneuvering space. Any retrofit installation must comply with the newest and most stringent code standards.



Forward reach:

Often accessibility code concepts are concerned with people in a seated position who use wheelchairs, which naturally limits the height and depth of their reach range. Because of the design of the Airblade V hand dryer, the front approach is the only way the unit can be properly used, therefore the side approach standards should not apply.



Clear floor ground space:

A clear area in front of the unit should be a minimum of 30" wide by 48" of length. This area can overlap a circulation path but should not overlap other required accessible areas, for example, a lavatory sink in restrooms with access to more than one user at one time. Single use restrooms can overlap accessible areas due to the fact that they are used by only one person at a time.

Dyson Airblade V accessible installation matrix:	Yes/No	Compliant
Does the unit have the required front approach 30" x 48" clear floor clearance?	Yes	Yes
Does the reach range exceed 40" maximum height above the finished floor surface?	No	Yes
Is the hand dryer mounted at a height where it is considered a protruding object?	No	Yes
Does the front edge project more than 4" into the path of travel when properly mounted?	No	Yes
Does the unit provide the proper 9" toe clearance?	Yes	Yes

Conclusion

Based on the review of the Airblade V hand dryer, it appears that if properly installed at the recommended height of 34" above the finished floor, and the design professional allows the proper front approach clear area with no conflicting overlapping accessible areas, then the unit should comply with accessible requirements. Dyson Airblade V is less than 4" protruding from the wall, so there is no recessing necessary.

*Source: ADA Accessibility Guidelines for Buildings and Facilities (ADAAG), Section 4, Accessible Elements and Spaces; Scope and Technical Requirements. Note: Diagrams not to scale.

dyson airblade V

LOW VOLTAGE AND HIGH VOLTAGE TECHNICAL SPECIFICATION

Electrical

Input voltage: Low Voltage = 110-127 V, High Voltage = 208 V
 Frequency: Low Voltage = 50 or 60 Hz, subject to voltage (85-115 V at 50 Hz; 85-130 V at 60 Hz); High Voltage = 50 & 60 Hz
 Rated power: 1400 W
 Motor type: Dyson digital motor – V4 brushless DC Motor
 Motor switching rate: 6,100 per second
 Motor speed: 92,000 rpm
 Amp: Recommended dedicated 15 amp circuit, Low voltage = 11.7 amps at 120V, High voltage = 7.3 amps
 Operating temperature range: 32°– 104°F
 Heater type: None
 Standby power consumption: Less than 0.5 W

Construction

Casing construction: Polycarbonate ABS casing
 Antimicrobial coating type: AB12 (Sprayed Nickel) Antimicrobial additive in paint. AB12 (White) Antimicrobial molded additive
 Color finish: AB12 Sprayed Nickel molded plastic or AB12 White molded plastic.
 Back plate/mounting bracket construction: ABS/PBT Plastic
 Exterior screw type: Anti-tamper M4 Pin-Hex
 Water ingress protection to IP24

Filter

Double-life HEPA filter (glass fiber and fleece prelayer)
 Bacteria removal 99.97% at 0.3 microns

Operation

Touch-free proximity capacitive sensor.
 Hand dry time measurement: 12 seconds*
 Operation lock-out period: 30 seconds
 Airspeed at apertures: 420 mph
 Maximum Altitude: 2,000m/6,561 ft.
 Operating airflow: Up to 7.39 gal/sec and up to 59.3 CFM
 Rated operating noise power: 85 db(A)

Logistics

Net weight: 6.17 lbs.
 Packaged weight: 8.81 lbs.
 Packaged dimensions: (H) 5¾" × (W) 17⅞" × (D) 10¾"
 Unit barcodes:
 Sprayed Nickel – Low Voltage: 885609001463, High Voltage: 885609004327;
 White – Low Voltage: 885609001470, High Voltage: 885609004310

Standard warranty

5 year parts and 5 year limited labor warranty

Accreditations

Carbon Trust
 NSF International
 ADA compliant
 Contributes to LEED certification



Product range (Select one)

AB12 Sprayed Nickel

Part number/SKU
 Low Voltage: 301829-01
 High Voltage: 301827-01

AB12 White

Part number/SKU
 Low Voltage: 301828-01
 High Voltage: 301825-01



The Carbon Reduction Label is the registered trade mark of the Carbon Trust.
 The NSF logo is the registered trade mark of NSF International.

*Dry time measured using Dyson test method 769 based on NSF P335 using a measurement of 0.1g residual moisture.

For more information, please contact Dyson: 1-888-397-6622,
www.dysonairblade.com, airbladeinfo@dyson.com

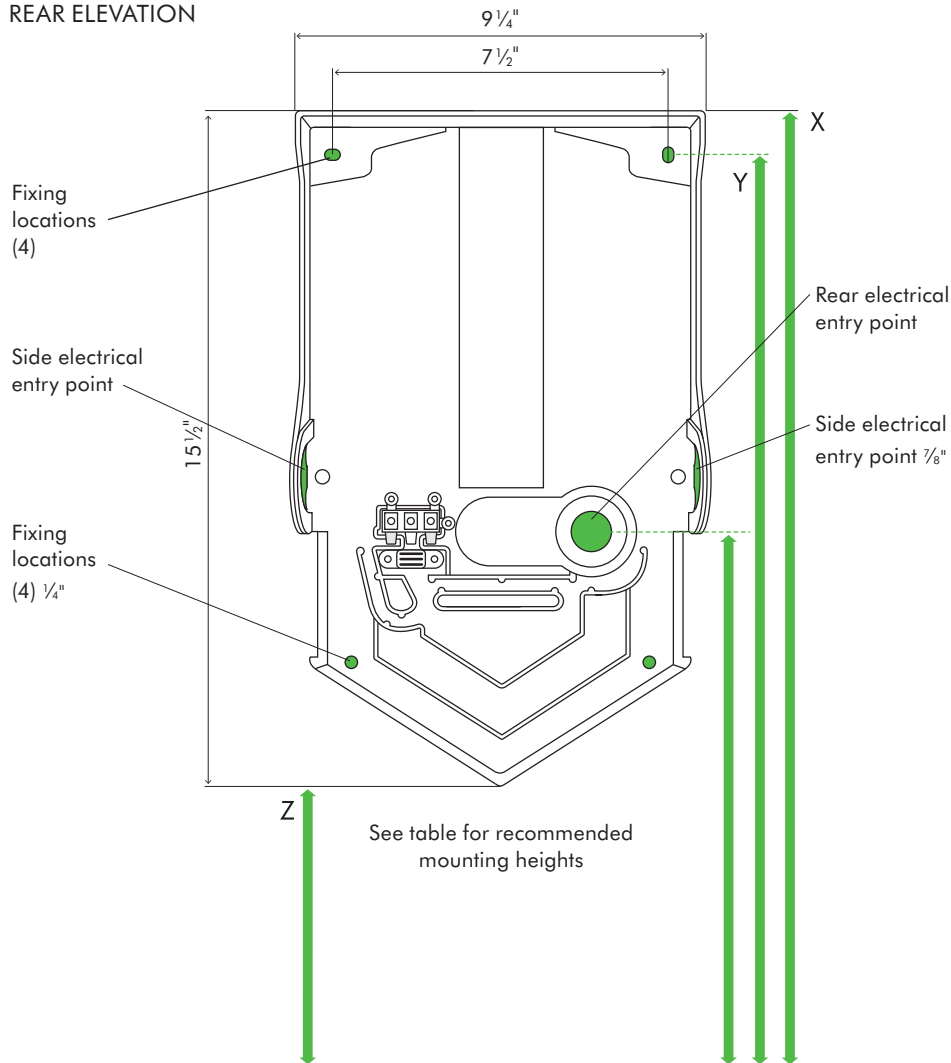
dyson airblade V



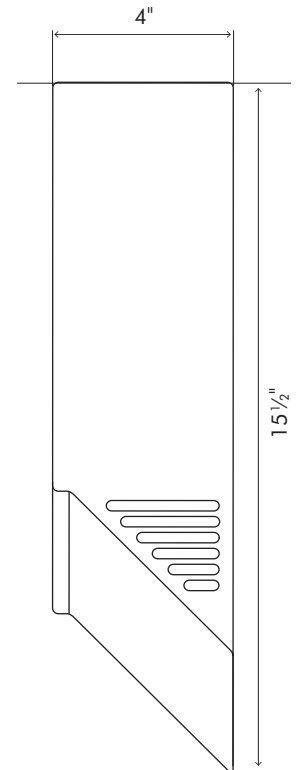
TECHNICAL SPECIFICATION

**AB
12**

REAR ELEVATION



SIDE ELEVATION



All dimensions shown in inches (+/- 3/16 inches)

FLOOR

Recommended installation heights from floor

Male	X 52 1/8"	Y 51 3/16"	Z 36 5/8"
Female	X 50 3/4"	Y 49 13/16"	Z 35 1/4"
Child or disabled	X 42 5/16"	Y 41 3/8"	Z 26 13/16"
Child 5-8	X 37 1/2"	Y 36 7/16"	Z 22"
Child 8-11	X 41 7/16"	Y 40 1/2"	Z 25 15/16"

Machine dimensions

Height 15 1/2" Width 9 7/32" Depth 4"

Minimum clearance

8 1/16" in clearance either side and 1 3/16" in above machine.

Cable entry point from floor

Male	42 7/8"
Female	41 1/2"
Child or disabled	33 3/16"
Child 5-8	28 1/4"
Child 8-11	32 3/16"

For more information, please contact Dyson: 1-888-397-6622, www.dysonairblade.com, airbladeinfo@dyson.com