



**1½" O.D. heavy duty stainless steel grab bar with concealed mounting:**

**Product Materials**

**FLANGES:** 3/8" dia. 13 gauge stainless steel.  
**ESCUTCHEONS:** 22 gauge stainless steel. One-piece drawn construction with exposed surfaces in architectural satin finish. Snap over flanges to conceal mounting screws.  
**TUBING:** 1½" O.D. 18 gauge stainless steel, seamless construction with exposed surfaces in architectural satin finish. Bent ends of tubing pass thru the flanges and are welded for maximum strength. Intermediate supports are contour cut and joined by welding to form an integral part of the grab bar. All exposed welds ground and polished to blend. Mandrel bending process maintains uniform bar diameter. Return provides 1½" standard safety clearance between wall and bar.

**Strength**

When properly mounted, all Bradley heavy duty grab bar systems meet or exceed the requirements of ANSI Standard A117.1, the ADA and ABA Accessibility Guidelines for Buildings and Facilities (ADAAG), and the Uniform Federal Accessibility Standard (UFAS). Select dimensions of configurations are 3rd party tested to support up to 1000 pounds. See configurations on the following page. All other 812 grab bars outside of these parameters are rated to support up to 250 pounds. Wall must be reinforced in the area of the grab bar in order to support the load it is intended to support.

**Guide Specification**

Grab bar shall be fabricated of stain finish stainless steel with concealed mounting flanges in sizes and configurations as indicated. Install with Bradley Mounting Kits as indicated.

**Installation**

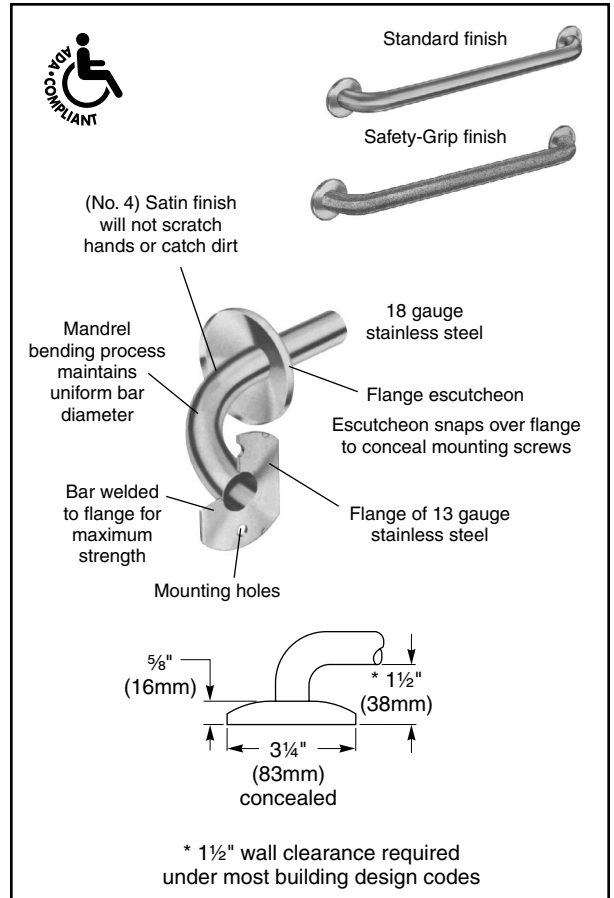
For instructions on installation, warnings and maintenance, please visit [www.bradleycorp.com](http://www.bradleycorp.com).

**ADA Compliant**

- Consult local and national accessibility codes for proper installation guidelines.
- Conformity and compliance to local and national codes is the responsibility of the installer.

**Optional Features**

Features	Suffix
Safety-grip finish	-2
High-polish finish	-4
Safety grip with high-polished finish: 001-18, 001-24, 001-36, 001-36-10, 001-42, 001-42-10 only	-7
Antimicrobial finish: 1-1/2" - 001-18, 001-24, 001-36 & 001-42 only	-AM



**Bradex® Models**

Configuration Number	Shipping Data		Configuration Number	Shipping Data	
	Cu. Ft.	Wt. Lbs.		Cu. Ft.	Wt. Lbs.
001-18"	0.14	2	001-42"	0.15	4
001-24"	0.14	3	001-42"-10	3.14	37.67
001-30"	0.15	3	001-48"	0.25	4
001-36"	0.15	3	059**	2.85	7
001-36-10	2.40	30.46			

NOTE: These units must ship via common carrier.  
 \*\* 059: 40" x 52" Standard Dimensions.

Orders composed of products indicated as **Bradex®** will be available to ship in three days after receipt of order at the factory. There is no pricing penalty for this service from Bradley.

Page 1 of 2 1/19/2021 [View Latest Version](#)  
 This information is subject to change without notice.  
 Bradley\_GrabBar\_812

© 2021 Bradley  
 P.O. Box 309, Menomonee Falls, WI 53052-0309  
 800 BRADLEY (800 272 3539) +1 262 251 6000  
[bradleycorp.com](http://bradleycorp.com)

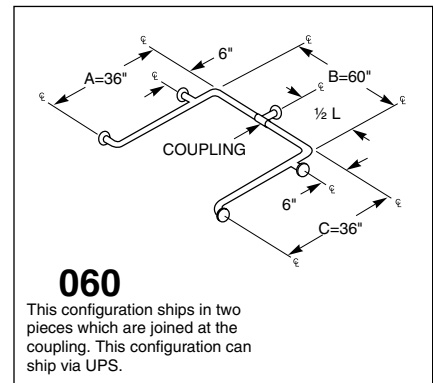
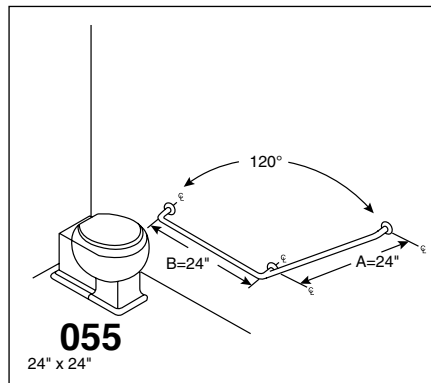
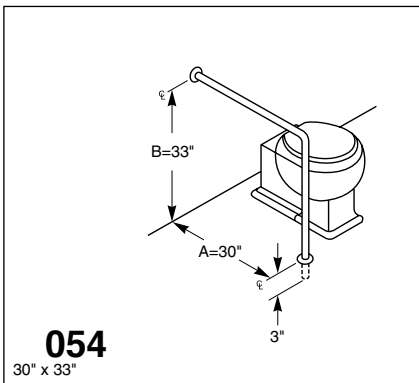
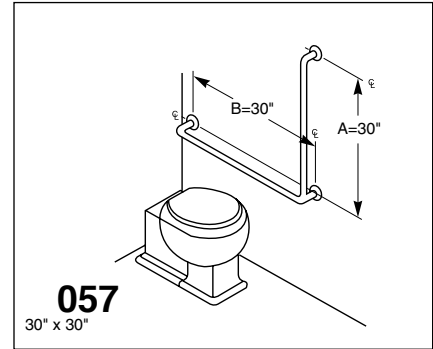
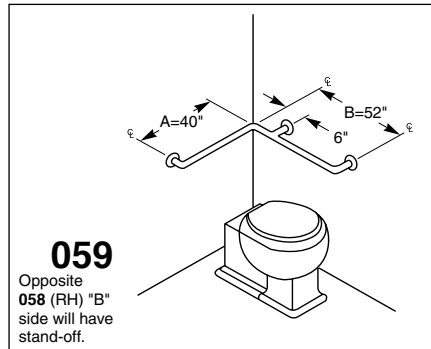
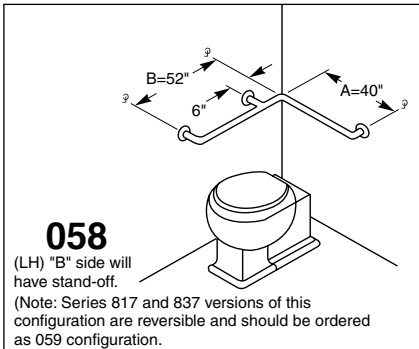
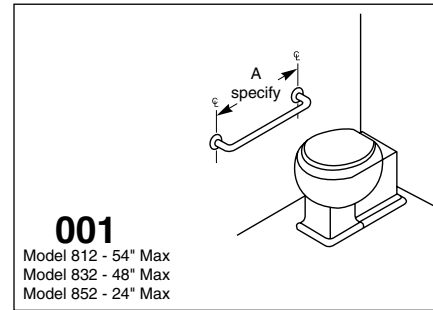


Configuration Information - Bariatric Models

OD		1-1/2"
Rating (LBS)		1000
Configuration Number	Grab Bar Length	812 Series
001-12	12"	X
001-18	18"	X
001-24	24"	X
001-36	36"	X
001-48	48"	X
001-54	54"	X
059/058	up to 42" x 54"	X
057	30" x 30"	X
054	33" x 30"	X
055	24" x 24"	X
060	36" x 60" x 36"	X

**WARNING** Only models/configurations listed on this page have been rated for use up to 1000 pounds. Please see Grab Bar Configurations on [bradleycorp.com](http://bradleycorp.com) for all other available configurations.

**Bradex®** Item - Standard Finish  
**Bradex®** Item - Standard Finish or Safety Grip Finish (-2)



Orders composed of products indicated as **Bradex®** will be available to ship in three days after receipt of order at the factory. There is no pricing penalty for this service from Bradley.

Page 2 of 2  
 1/19/2021  
 This information is subject to change without notice.  
 Bradley\_GrabBar\_812

[View Latest Version](#)

© 2021 Bradley  
 P.O. Box 309, Menomonee Falls, WI 53052-0309  
 800 BRADLEY (800 272 3539) +1 262 251 6000  
[bradleycorp.com](http://bradleycorp.com)