



ECOS® SENSOR FLUSHOMETER ECOS 8111-1.6/1.1-PB

CODE NUMBER

3370444

DESCRIPTION

1.6/1.1 gpf, Polished Brass Finish, 1.5" Flush Connection, Fixture Connection Top Spud, Dual Flush, 1" Inlet, 1" Control Stop, Electrical Override, Battery, Infrared, ECOS® Exposed Sensor Water Closet Flushometer.

DETAILS


- Flush Volume: 1.6/1.1 gpf (6.0/4.2 Lpf)
- Finish: Polished Brass (PB)
- Power Type: Battery
- Valve: Diaphragm
- Valve Body Material: Semi-red Brass
- Fixture Type: Water Closet
- Fixture Connection: Top Spud
- Rough-In Dimension: 11 ½" (292mm)
- Spud Coupling: 1 ½" (38mm)
- Supply Pipe: 1" (25mm)
- Override: Electrical
- Control Stop: 1"
- Inlet: 1"
- Flush Connection: 1.5"

FEATURES

- Dual-flush model automatically initiates a reduced or complete flush based on how long user remains in sensor range, buttons on top of the flush valve enable manual flushing with a standard or reduced flush at restroom visitor's discretion
- Deploys an infrared sensor with multiple-focused, lobular sensing fields for high and low target detection
- User-friendly, three-second flush delay
- High copper, low zinc brass castings for dezincification resistance
- Fixed metering bypass and no external volume adjustment to ensure water conservation
- Valve body, Cover, Tailpiece and Control Stop shall be in compliance with ASTM Alloy Classification for Semi-Red Brass
- Valve shall be in compliance to the applicable sections of ASSE 1037.

VIDEOS

- ▶ PVD Special Finishes



COMPLIANCES & CERTIFICATIONS



(ADA Compliant, BAA Compliant, BABAA Compliant, BREEAM Materials Credit, BREEAM Water Credit, cUPC Certified, cUPC Green Certified, EPD, Green Globes Materials & Resources Credit, Green Globes Water Credit, LEED Materials & Resources EPD Credit, WELL Building Standard)

RECOMMENDED SPECIFICATION

Valve Body, Cover, Tailpiece and Control Stop shall be in conformance with ASTM Alloy Classification for Semi- Red Brass. Valve shall be in compliance with the applicable sections of ASSE 1037 and ANSI/ASME 112.19.2.

BATTERY SPECIFICATIONS

Usage	4- AA Battery Service* Life			
	14.5 yrs	12 yrs	7.2 yrs	6 yrs
per month	500	1,000	3,000	4,000
per day	25	50	150	200

* Service life varies according to actual usage & restroom conditions

Battery shelf life: Alkaline= ~10 years - Lithium= ~25 years

ELECTRICAL SPECIFICATIONS

- Arming Delay: 10 seconds
- Flush Delay: 3s
- Sensor Range: 22"-42" (559-1,067mm)

VALVE OPERATING PRESSURE (FLOWING)

15-80 PSI (103-552 kPa). Specific fixtures may require greater minimum flowing pressure - consult manufacturer requirements.

DOWNLOADS

- [Sloan ECOS Single/Dual-Flush Flushometer & Retrofit Valve Installation Instructions](#)
- [Sloan Ecos Valve \(Spanish\) Installation Instructions](#)

Sloan 10500 Seymour Ave, Franklin Park, IL 60131

Phone: 800.982.5839 • Fax: 800.447.8329 • sloan.com

- [Control Stop Repair and Maintenance Guide](#)
- [Flush Connections Flanges Repair and Maintenance Guide](#)
- [Tail Piece Repair and Maintenance Guide](#)
- [ECOS Repair and Maintenance Guide](#)
- [Flushometer Pressure gauges](#)
- [Additional Downloads](#)

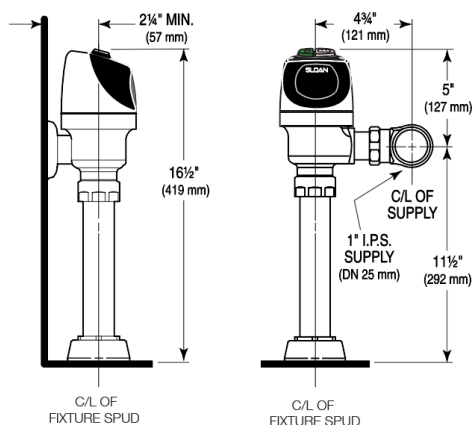
NOTES

All information contained within this document subject to change without notice.

Looking for other variations of the ECOS 8111 product? [View the general spec sheet with all options.](#)

WARRANTY

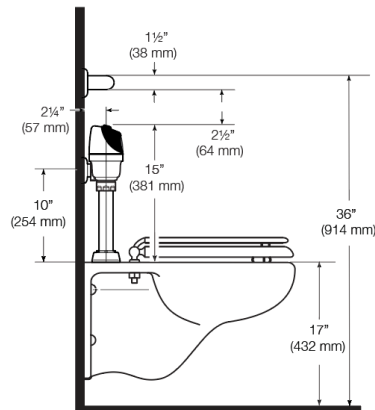
[View Warranty Information](#)

ROUGH-IN

WHEN INSTALLING IN A HANDICAP STALL:
Per the ADA Guidelines (section 604.9.4) it is recommended that the grab bars be split or shifted to the wide side of the stall. If grab bars must be present over the valve, use the alternate ADA installation as shown to the right.

ALTERNATE ADA INSTALLATION

Lower water supply rough-in to 10" (254 mm) and mount grab bar at the 36" (914 mm) maximum allowed height (top of grab bar at 36").



Sloan 10500 Seymour Ave, Franklin Park, IL 60131

Phone: 800.982.5839 • Fax: 800.447.8329 • sloan.com