



## ECOS® SENSOR FLUSHOMETER ECOS 8111-1.28/1.1-SF

### CODE NUMBER

33704054

### DESCRIPTION

1.28/1.1 gpf, Brushed Stainless Finish, 1.5" Flush Connection, Fixture Connection Top Spud, Dual Flush, 1" Inlet, 1" Control Stop, Electrical Override, Battery, Infrared, ECOS® Exposed Sensor Water Closet Flushometer.

### DETAILS


- Flush Volume: 1.28/1.1 gpf (4.8/4.2 Lpf)
- Finish: Brushed Stainless (SF)
- Power Type: Battery
- Battery Life: 6 years
- Valve: Diaphragm
- Valve Body Material: Semi-red Brass
- Fixture Type: Water Closet
- Fixture Connection: Top Spud
- Rough-In Dimension: 11 ½" (292mm)
- Spud Coupling: 1 ½" (38mm)
- Supply Pipe: 1" (25mm)
- Override: Electrical
- Control Stop: 1"
- Inlet: 1"
- Flush Connection: 1.5"

### FEATURES

- Main Seat, Stop Seat and Vacuum Breaker Molded from PERMEX® Rubber Compound for Chloramine resistance
- User friendly three (3) second Flush Delay
- "Low Battery" Flashing LED
- Sweat solder adapter with cover tube and cast wall flange with set screw
- Fixed Metering Bypass and No External Volume Adjustment to Ensure Water Conservation
- If the user is present for less than one minute and leaves the sensing zone or chooses the small override button, a reduced flush initiates (1.1 gpf/4.2 Lpf) eliminating liquid and paper waste, saving 1/2 gallon of water
- If the user is present for greater than one minute and leaves the zone or chooses the large override button, the full flush initiates (1.6 gpf/ 6.0 Lpf) eliminating solid waste and paper
- Engineered Metal Cover with replaceable Lens Window
- PERMEX® Synthetic Rubber Flex Tube Diaphragm with Dual filtered bypass designed for improved life and reduced maintenance
- Four (4) Size AA batteries included
- Courtesy Flush® Override Button
- 1" I.P.S. Screwdriver Bak-Chek® Angle Stop with Free Spinning Vandal Resistant Stop Cap
- PERMEX® Synthetic Rubber Diaphragm with Dual Filtered Fixed Bypass

### VIDEOS

- ▶ PVD Special Finishes



### COMPLIANCES & CERTIFICATIONS



(ADA Compliant, BAA Compliant, BREEAM Materials Credit, BREEAM Water Credit, cUPC Certified, cUPC Green Certified, EPD, Green Globes Materials & Resources Credit, Green Globes Water Credit, HPD, LEED Materials & Resources EPD Credit, WaterSense Listed, WELL Building Standard)

### RECOMMENDED SPECIFICATION

Valve Body, Cover, Tailpiece and Control Stop shall be in conformance with ASTM Alloy Classification for Semi- Red Brass. Valve shall be in compliance with the applicable sections of ASSE 1037 and ANSI/ASME 112.19.2.

### BATTERY SPECIFICATIONS

Usage	4- AA Battery Service* Life			
	14.5 yrs	12 yrs	7.2 yrs	6 yrs
per month	500	1,000	3,000	4,000
per day	25	50	150	200

\* Service life varies according to actual usage & restroom conditions

Battery shelf life: Alkaline= ~10 years - Lithium= ~25 years

### ELECTRICAL SPECIFICATIONS

- Arming Delay: 10 seconds
- Battery Life: 6 years
- Flush Delay: 3s
- Sensor Range: 22" - 42" (559-1,067mm)

### VALVE OPERATING PRESSURE (FLOWING)

15-80 PSI (103-552 kPa). Specific fixtures may require greater minimum flowing pressure - consult manufacturer requirements.

### DOWNLOADS

- [Sloan ECOS Single/Dual-Flush Flushometer & Retrofit Valve Installation Instructions](#)

Sloan 10500 Seymour Ave, Franklin Park, IL 60131

Phone: 800.982.5839 • Fax: 800.447.8329 • [sloan.com](http://sloan.com)

- [Sloan Ecos Valve \(Spanish\) Installation Instructions](#)
- [Control Stop Repair and Maintenance Guide](#)
- [Flush Connections Flanges Repair and Maintenance Guide](#)
- [Tail Piece Repair and Maintenance Guide](#)
- [ECOS Repair and Maintenance Guide](#)
- [Flushometer Pressure gauges](#)
- [Additional Downloads](#)

**NOTES**

All information contained within this document subject to change without notice.

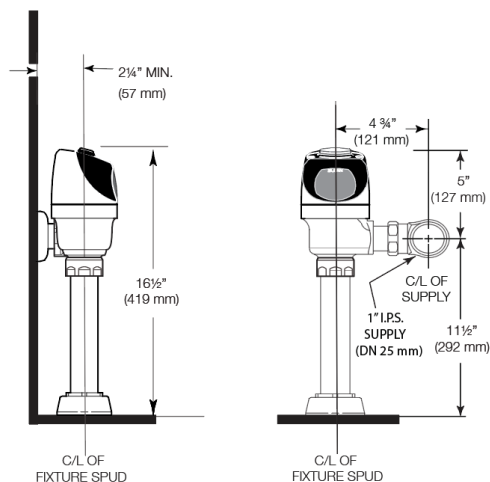
Looking for other variations of the ECOS 8111 product? [View the general spec sheet with all options.](#)

WaterSense compliant when used with a WaterSense compliant fixture

Battery life varies according to actual usage and restroom conditions.

**WARRANTY**

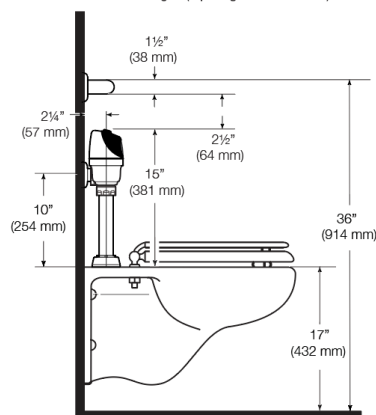
[View Warranty Information](#)

**ROUGH-IN****WHEN INSTALLING IN A HANDICAP STALL:**

Per the ADA Guidelines (section 604.9.4) it is recommended that the grab bars be split or shifted to the wide side of the stall. If grab bars must be present over the valve, use the alternate ADA installation as shown to the right.

**ALTERNATE ADA INSTALLATION**

Lower water supply rough-in to 10" (254 mm) and mount grab bar at the 36" (914 mm) maximum allowed height (top of grab bar at 36").



Sloan 10500 Seymour Ave, Franklin Park, IL 60131

Phone: 800.982.5839 • Fax: 800.447.8329 • [sloan.com](http://sloan.com)