



OPTIMA® SENSOR FAUCET
EAF-250-BAT-ITM-CP-1.0GPM-LAM-IQ-FCT

CODE NUMBER

3335185

DESCRIPTION

Battery Power Supply, Integrated Thermostatic Mixer, Polished Chrome Finish, 1.0 gpm, Laminar Spray, Infrared Sensor, Optima® Battery-Powered Deck-Mounted Mid Body Faucet.

DETAILS

- Flow Rate: 1.0 gpm (3.8 Lpm) (1.0GPM)
- Spray Type: Laminar (LAM)
- Sensor Type: Infrared
- Mounting Type: Single Hole
- Power Supply: Battery (BAT)
- Temperature Mixer: Integrated Thermostatic Mixer (ITM)
- Finish: Polished Chrome (CP)
- Factory Default Timeout: 30 seconds
- Factory Default Gallons per Cycle: 0.25

FEATURES

Commercial Grade, ADA Compliant, Electronic, Sensor-Activated, Cast Brass Hand Washing Faucet with the following features:

- Double Infrared Sensors with Automatic Setting Feature and Microprocessor
- Automatic Self-adapting Sensor Technology
- Low Battery Indicator
- Magnetic Solenoid Valve
- Water Supply Connection with Flexible High-pressure Hose and Strainer
- 6 volt Lithium CR-P2 Commercial Battery included
- Integrated, in spout thermostatic mixing valve that meets ASSE-1070 rating for anti-scald performance
- Appropriate Mounting Hardware included
- IQ-Click feature permits activation of continuous run and temporary off modes

ELECTRICAL SPECIFICATIONS

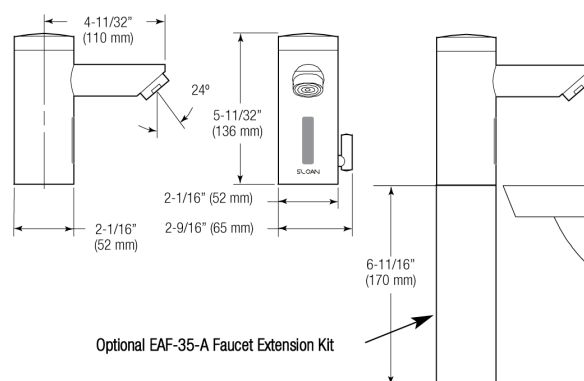
- Battery Life: 3 years 8,000 cycles/month
 - Optional power harvesting significantly extends service life
- Sensor Range: 4"-5" (102-127mm)
- Timeout Adjustment Settings: 30s

VIDEOS



DOWNLOADS

- [EAF 200/225/250/275 Installation Instructions](#)
- [EAF 200/225/250/275 \(SP\) Installation Instructions](#)
- [Faucet Spray Heads Repair and Maintenance Guide](#)
- [Optima Plus EAF 250 Repair and Maintenance Guide](#)
- [Trim Plate Guide](#)
- [Additional Downloads](#)



COMPLIANCES & CERTIFICATIONS



(ADA Compliant, ASME A112.18.1 Compliant, ASSE 1070, CEC Compliant, cUPC Certified, cUPC Low Lead Compliant, EPD, GPC 0.25 or less, HPD, IAPMO, NSF-61, NYC604.4, Proposition 65, TAP, UPC Certified, UPC Low Lead Compliant, WaterSense Listed, WELL Building Standard)

NOTES

All information contained within this document subject to change without notice.

Looking for other variations of the EAF-250 product? [View the general spec sheet with all options.](#)

Find a matching soap dispenser for this faucet.

Find a compatible sink for this faucet.

WARRANTY

[View Warranty Information](#)

Sloan 10500 Seymour Ave, Franklin Park, IL 60131

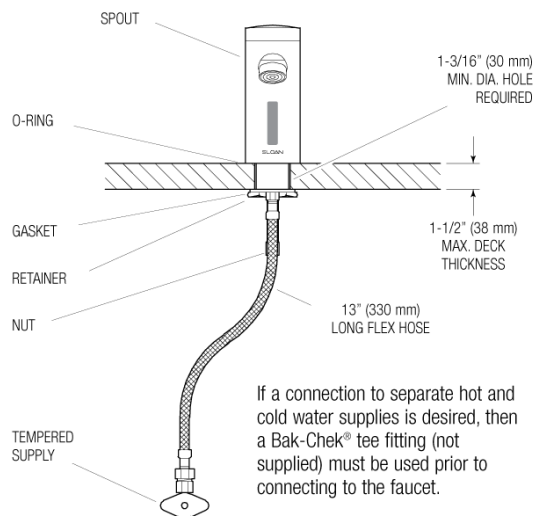
Phone: 800.982.5839 • Fax: 800.447.8329 • sloan.com



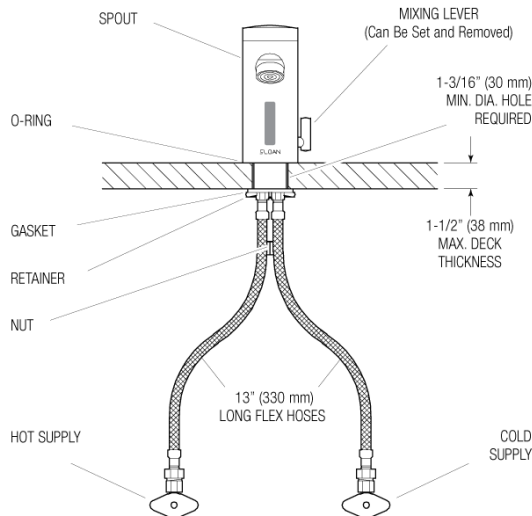
OPTIMA® SENSOR FAUCET
EAF-250-BAT-ITM-CP-1.0GPM-LAM-IQ-FCT

ROUGH-IN

EAF-250
Faucets with Single Line Water Supply



EAF-250-ISM, EAF-250-ISM-IC AND
EAF-250-ISM-DPU-IC
Faucets with Hot and Cold Water Supply



When the EAF faucet is installed on a sink that has three (3) hole punchings, a Trim Plate should be used. **Trim Plates must be specified and ordered separately:**

ETF-312-A

Trim Plate for 4" (102 mm)
Centerset Sink

ETF-510-A

Trim Plate for 8" (204 mm)
Centerset Sink

Sloan 10500 Seymour Ave, Franklin Park, IL 60131

Phone: 800.982.5839 • Fax: 800.447.8329 • sloan.com